



Lecture Notes for
Managing and Mining Multiplayer Online Games
Summer Term 2019

Chapter 8: Ranking Skill

Lecture Notes © 2012 Matthias Schubert

http://www.dbs.ifi.lmu.de/cms/VO_Managing_Massive_Multiplayer_Online_Games

Chapter Overview

- calculating the skill level from win statistics
- ELO-Ranking
- True Skill
- Team Skill

Models for play level

idea: Skill level can be deduced from past victories and defeats.

model: Every player i has a skill level s_i .
If $s_i > s_j$ then s_i is very likely to win in a competition.

applications:

- **matchmaking:** choose interesting opponents with comparable skill level
- **ladders/rankings:** creating public rankings as an expression of prestige (compare Tennis, SC2, WOW arena, Halo2, ...)
- **organizing tournaments:** assistance for draw, qualification, clearing disputes.

RANK	NAME	POINTS	WINS	LOSSES
1	aLinnArA	371	35	25
2	essence	317	34	17
3	MackBTo	313	32	20
4	nLanMaBelt	313	35	21
5	TASanchez	311	73	21
6	mOOrLuDe	308	17	1
7	NeuFiedArchen	300	9	9
8	#F0Spide	299	32	17
9	REGShuffe	297	40	16
10	Wesley	297	51	49
11	nLanMa	294	24	27
12	YoonVJ	292	30	17
13	NEOonly	292	30	30
14	est	291	32	46
15	Pakant	287	40	39

#	Spieler	Punkte	Win%	Leave%	Total	W-D-L (Leaves)
1.	ku5h _.	440 VS	74%	0.0%	34	25 - 0 - 9 (0)
2.	KevKev	367 VS	53%	0.0%	43	23 - 2 - 18 (0)
3.	GAMEBUG	343 VS	63%	0.0%	24	15 - 4 - 5 (0)
4.	Scasyy	342 VS	54%	0.0%	39	21 - 1 - 17 (0)
5.	FATAL	337 VS	63%	0.0%	30	19 - 1 - 10 (0)
12.	bueli	278 VS	65%	0.0%	23	15 - 0 - 8 (0)
20.	powerhead	244 VS	56%	0.0%	34	19 - 1 - 14 (0)
12.	bueli	278 VS	65%	0.0%	23	15 - 0 - 8 (0)
41.	random	216 VS	63%	0.0%	16	10 - 1 - 5 (0)
48.	afr0	205 VS	59%	0.0%	29	17 - 0 - 12 (0)

Letzte Aktualisierung 02 Jul 2008		Nächste Veröffentlichung 06 Aug 2008		
Rang	Team	P Jul 08	+/- Rang Jun 08	+/- P Jun 08
1	Spanien	1557	3 ▲	254
2	Italien	1404	1 ▲	-20
3	Deutschland	1364	2 ▲	90
4	Brasilien	1344	-2 ▼	-169
5	Niederlande	1299	5 ▲	188
6	Argentinien	1298	-5 ▼	-261
7	Kroatien	1282	8 ▲	265
8	Tschechische Republik	1146	-2 ▼	-100
9	Portugal	1104	2 ▲	10
10	Frankreich	1053	-3 ▼	-90

The ELO System

Introduced by Arpad Elo in 1970 and adopted by the *World Chess Federation*.

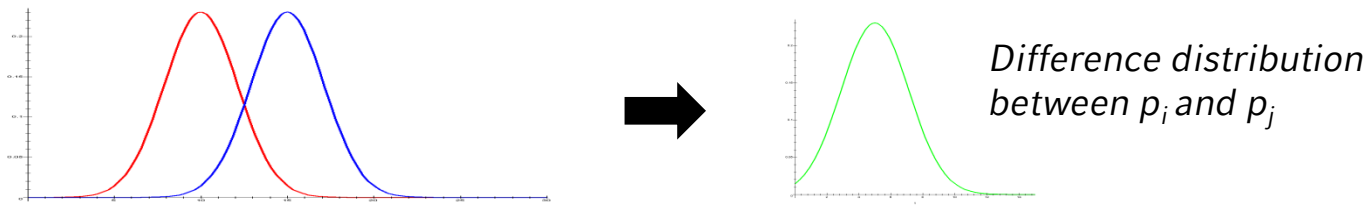
Assumption: player i 's performance p_i is normal distributed around his skill level with variance β^2 .

$$\Rightarrow s_i: p_i = N(s_i, \beta^2)$$

$\Rightarrow s_i > s_j$ does not necessarily mean i is losing against j
but rather $Pr(i \text{ wins against } j) > 50\%$

task: compute $Pr(p_i > p_j \mid s_i, s_j)$ (probability of i playing better than j)

\Rightarrow Difference of 2 normal distributed variables with the same variance β^2 is normal distributed with mean $(s_i - s_j)$ and variance β^2 .



Let Φ be the accumulated density function of a normal distribution with anticipated value of 0 and a variance of 1, then follows:

$$P(p_1 > p_2 \mid s_1, s_2) = \Phi\left(\frac{s_1 - s_2}{\sqrt{2}\beta}\right)$$

Updating the ELO Ranking

- positions have to be adjusted as soon as new results are available.
- changes follow the zero-sum principle. $s_1^{new} + s_2^{new} = s_1 + s_2$
- difference Δ is supposed to increase the likelihood of the observation within the model
- match result: $y \in \{0, -1, 1\}$ (Win:1, Loss:-1, Draw:0)
- updating ELO Scores with the result y_l :
$$\Delta = \alpha\beta\sqrt{\pi}\left(\frac{y_l + 1}{2} - \Phi\left(\frac{s_1 - s_2}{\sqrt{2}\beta}\right)\right)$$

α : weighing factor for a match $0 < \alpha < 1$ (approx. 0.07 for chess)

- ELO scores need comparatively many matches to stabilize. (ca. 20)
- properties:
 - chronological order of updates is important: good for long intervals between measurements, but bad performance for tournaments, where a players skill presumably stays constant.
 - ELO system does not allow for conclusions about individual performance in team games.
 - restricted representation of results. No differentiated treatment of events with a ranking for result (e.g. racing, ...).

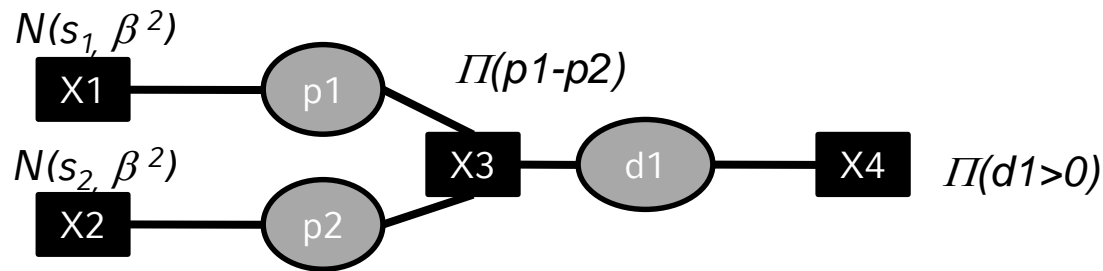
True Skill

factor graphs

bi-partite graph with factor nodes and variable nodes.

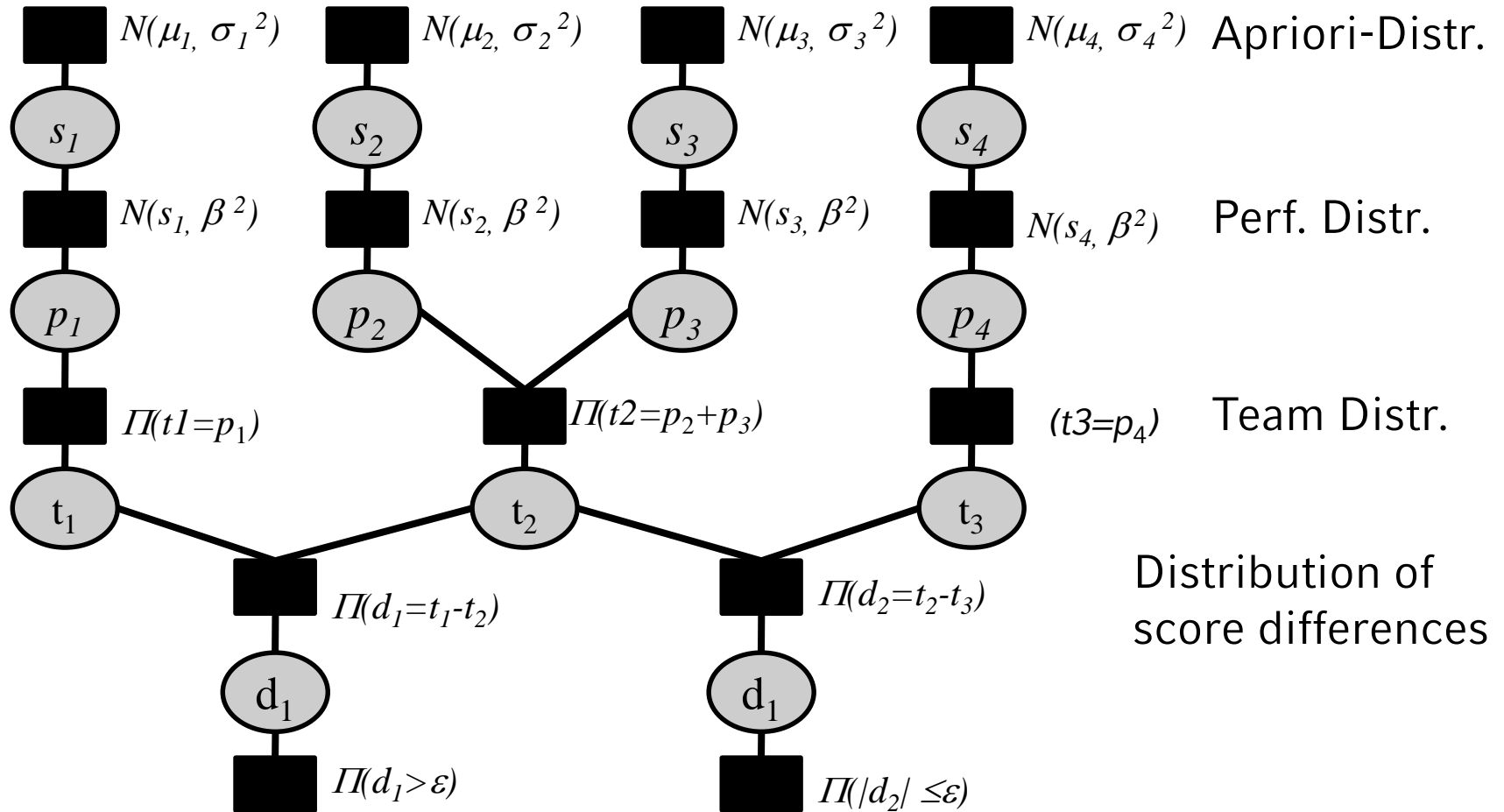
- variable nodes: describe distribution functions
- factor nodes: model the interaction of variables
- edges: description of variables interacting for a factor

example: Factor Graph for ELO System



- **True Skill:** extension of ELO Systems used for XBOX360 Live (e.g. HALO2 ranking)
- **considers:**
 - skill uncertainty
 - allows conclusions for team-members in team games (additive performance t_1)
 - result presentation as order of play results ($t_1 \geq t_2 \geq \dots \geq t_m$)

Factor graph for True Skill



Example: 4 Players, 3 Teams: $\{(s_1), (s_2, s_3), (s_4)\}$

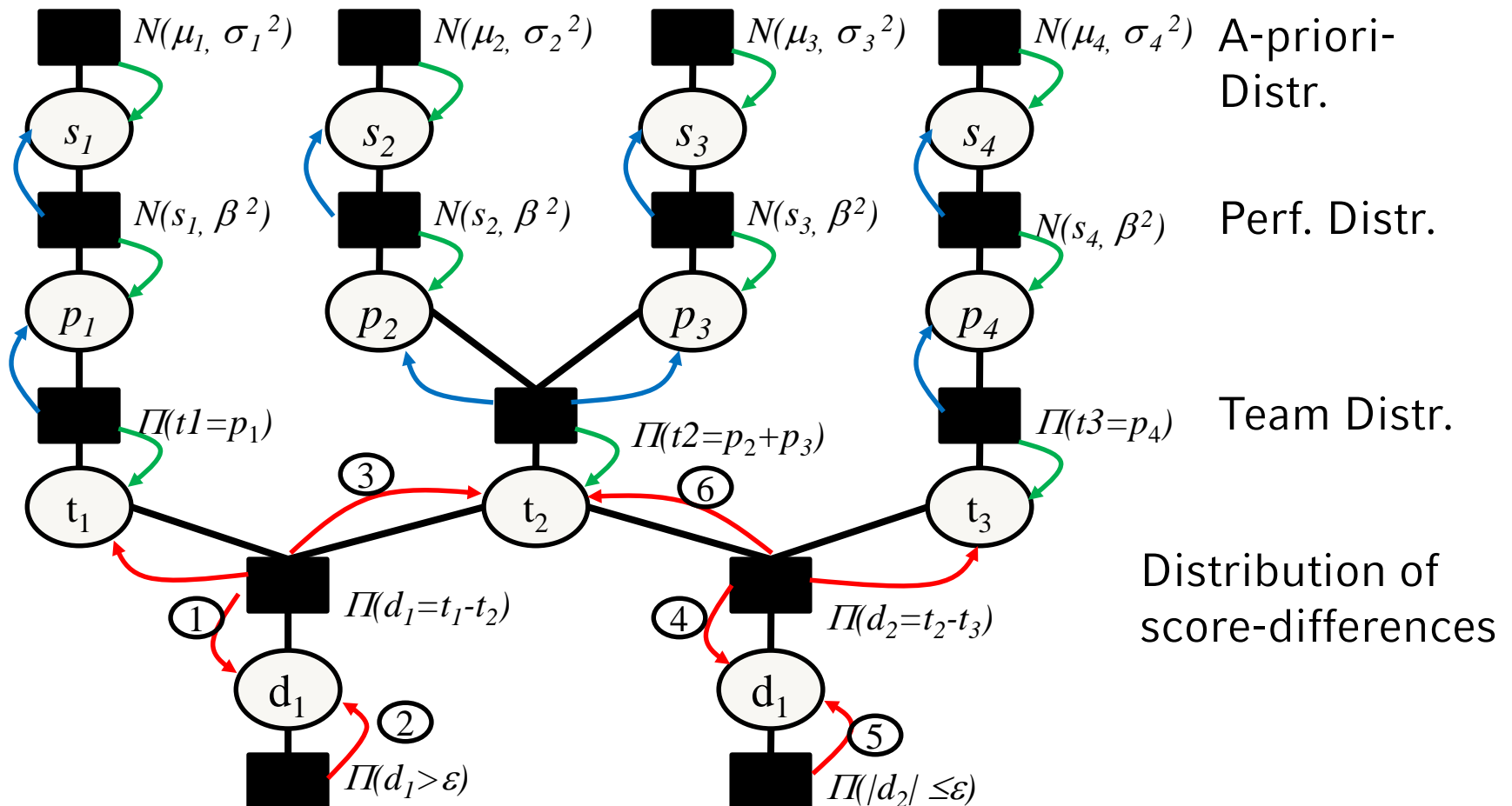
Result: $t_1 > \varepsilon + t_2$, $t_1 > \varepsilon + t_3$, $\varepsilon > |t_2 - t_2|$

Factor Graph use for True Skill

- factor graph represents the distribution for $Pr(s,p,t/r,A)$
 - **r**: ranking result, **A**: team composition
 - **s**: player skill, **p**: player performance, **t**: team rating
- compute the distribution of player skill s conditional to the observations r and A :
$$\Pr(s | r, A) = \int_{-\infty}^{\infty} \cdots \int_{-\infty}^{\infty} \Pr(s, p, t | r, A) dp dt$$

s_i is normal distributed with mean value μ_i and standard deviation σ_i
- With the given factor graph and the current values of μ and σ for the participating players $\Pi(d_1 > \varepsilon)$ and $\Pi(|d_2| \leq \varepsilon)$ can be estimated.
- Comparing the prediction with the actual result, one can propagate the error back to μ and σ and adapt the model accordingly.
- Propagating probabilities and parameter updates on a factor graph are also called message-passing or belief propagation.

Training scheme for True Skill



- 1. Forward propagation:** estimate the results
- 2. Update of Team-performance:** redistribution of results to teams
- 3. Update of a-posteriori Distributions:** propagates update-messages as far as parameters μ and σ .

Discussion True Skill

- Improves the ELO system by:
 - expansion of result representation
 - converges faster using a priori distributions for particular players
 - team assessment
- Disadvantages of True Skill:
 - chronological order is important, even though one can assume that skill does not change between two matches.
(Expansion: True Skill Trough Time 2008)
 - team skill is considered as the sum of player skills
But: In reality player synergy is much more complicated:
“Having 5 carries in a Moba does not work!!”

Team Skill

idea: Considering not only individual play level, but also team chemistry.

=> Viewing a player's joint performance compared to his single performance.

=> Some player's performance increases when combined with specific players.

given: A Team $T = \{p_1, \dots, p_K\}$ with K players. Let t_k be a sub-team of T with k -elements. ($t_k \subseteq T \wedge |t_k| = k$). $Skill(t_k)$ constitutes sub-team t_k 's skill level. (For example, calculated with ELO or True-Skill.)

task: Skill level of team T considering team chemistry?

approach: calculating average over computed sub-team ranking

Team Skill-k

- average play level of a sub team of size k scaled to team size K.

$$TS_k(T) = K \cdot \frac{1}{k} \cdot \frac{1}{\binom{K}{k}} \cdot \sum_{i=1}^{\binom{K}{k}} Skill(s_{ki}) = \frac{(k-1)!(K-k)!}{(K-1)!} \cdot \sum_{i=1}^{\binom{K}{k}} Skill(s_{ki})$$

example:

k=1 and K=5

$$TS_k(T) = \frac{5}{1} \cdot \frac{1}{\binom{5}{1}} \cdot \sum_{i=1}^{\binom{5}{1}} Skill(s_{1i}) = \sum_{i=1}^5 Skill(s_{1i})$$

k=2 and K=5

$$TS_k(T) = \frac{5}{2} \cdot \frac{1}{\binom{5}{2}} \cdot \sum_{i=1}^{\binom{5}{2}} Skill(s_{2i}) = \frac{1}{4} \sum_{i=1}^{10} Skill(s_{2i})$$

Team Skill-AIK-LS

Challenges for improving Team Skill- k :

- determining k is hard \Rightarrow take all possible sub-teams.
- we don't have sample observations for all existing sub-teams \Rightarrow only consider sub-teams with a reliable skill estimation.

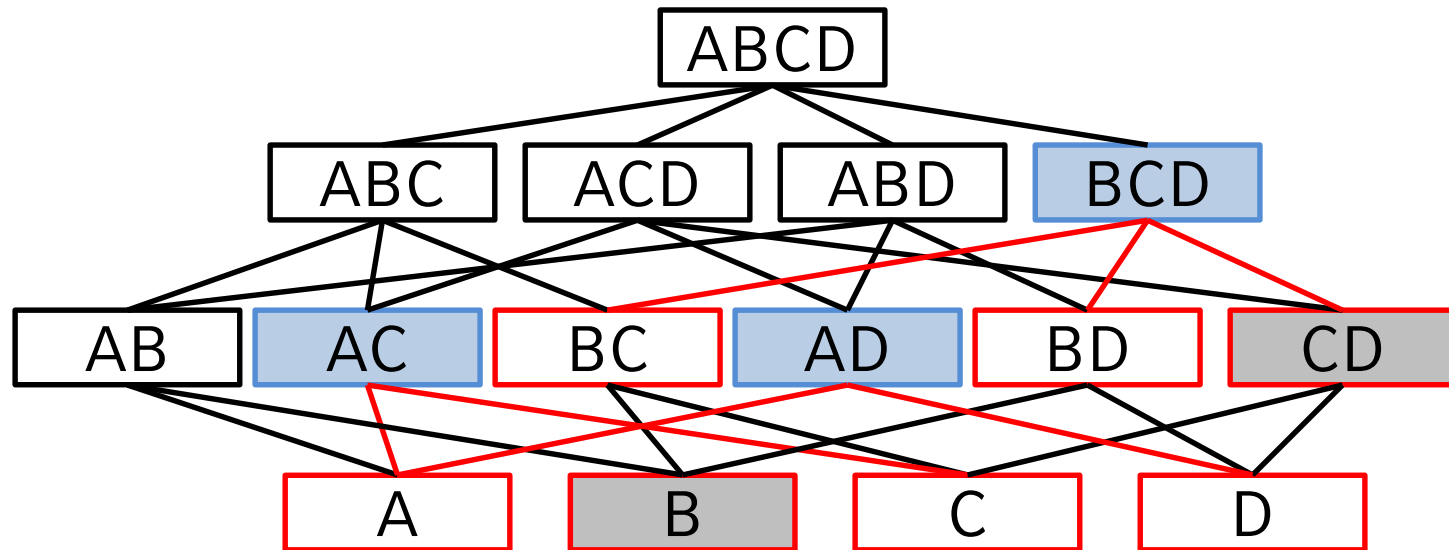
Idea: Consider all sub-teams with a reliable estimate and which are not a sub-team of a larger reliably estimated sub-team.

Approach: Consider all sub-teams $t_{k,i}^*$ for which $Skill(t_{k,i}^*)$ can be reliably computed and for which no sub-team $t_{k+l,j} \supset t_{k,i}^*$ exists.

Calculate team performance as k times the mean of the single player performance.

$$TS_{ALL-LS}(T) = \frac{K}{\sum_{m \in \{m | \exists t_m^* \neq \{\}\}} |m|} \left(\sum_{m \in \{m | \exists t_m^* \neq \{\}\}} E(t_m^*) \right) = \frac{K}{\sum_{m \in \{m | \exists t_m^* \neq \{\}\}} m} \left(\sum_{m \in \{m | \exists t_m^* \neq \{\}\}} \left(\frac{1}{l} \cdot \sum_{i=1}^l Skill(t_{m,i}^*) \right) \right)$$

Example: Team Skill ALL-LS



red: pruned area, blue: used sub-teams, grey: pruned sub-teams.

$$TS_{ALL-LS}(T) = \frac{4}{3+2} \left(Skill(t_{BCD}) + \frac{1}{2} (Skill(t_{AC}) + Skill(t_{AD})) \right)$$

Conclusion

- method for capturing increased success of teams with good chemistry.
- team skill depends on data of as many different team compositions as possible
- approaches for improvement:
 - roles within the team are not required explicitly
 - confidence of the underlying skill estimation is not treated
 - correlation between team skill and player skill is assumed to be uniform
- Team Skill, True Skill and ELO symmetrically value wins and losses.
=> in many casual games a win awards more to the player skill than a loss would reduce it to keep players motivated to play.

Alternative Approach

- rating players not by success, but by skillful behavior:
 1. collect and describe spatial-temporal behavior over the full spectrum of skill.
 2. learn a regression model.
 3. rate player, while playing, for his k last actions.
- this approach is used for dynamic play level adjustment in PVE.
- very suitable if it is known what constitutes successful behavior in the game. (e.g. accuracy in FPS Games, DPS/HPS Numbers in MMORPGS)

Learning goals

- Scope of application for player ranking and matchmaking
- ELO
- True Skill
- Team Skill

Literature

- A.E. Elo: **The Rating of chess players: Past and present**, Arco Publishing, New York, 1978.
- Pierre Dangauthier, Ralf Herbrich, Tom Minka, Thore Graepel **TrueSkill Through Time: Revisiting the History of Chess**, In Advances in Neural Information Processing Systems 20 (NIPS), 2008.
- Ralf Herbrich, Tom Minka, and Thore Graepel, **TrueSkill(TM): A Bayesian Skill Rating System**, in Advances in Neural Information Processing Systems 20 , MIT Press, January 2007.
- Colin DeLong, Nishith Pathak, Kendrick Erickson, Eric Perrino, Kyong Shim, Jaideep Srivastava: **TeamSkill: Modeling team chemistry in online multi-player games**, on Proc. of the 15th Pacific-Asia Conference on Advances in Knowledge Discovery and Data Mining (PAKDD2011), 2011.